

# DG-BLU

## Automatic pressurization system with inverter

-  Clean water
-  Domestic use
-  Civil use



### PRODUCT DESCRIPTION

**DG-BLU** is a cutting-edge, automatic pressurization system featuring a high-efficiency, self-priming pump with multiple impellers. It comes complete with a storage tank, pressure and flow sensors, and a check valve, all designed to work quietly and efficiently.

This compact powerhouse stands out for its advanced electronic inverter control, which intelligently manages the system performance by:

- keeping the pressure constant according to water usage;
- monitoring hydraulic and electrical conditions to safeguard against malfunctions;
- allowing for integration with another DG-BLU unit through an optional expansion card;
- adapting seamlessly to any type of pressurization system, even existing ones;
- reducing electrical consumption with lower startup and running currents, achieving greater energy efficiency.

### INSTALLATION AND USE

- ※ **DG-BLU** is designed to cater to the needs of single and two-family homes.
- ※ **DUAL-DG-BLU** units are pre-assembled pump systems, perfectly suited for multi-unit residences.

### TECHNICAL DATA

- ※ Power supply: **1~230 V ± 10%**
- ※ Frequency: **50/60 Hz**
- ※ Insulation: **class F**
- ※ Maximum current absorbed:
  - **7.5 A** DG-BLU 3
  - **10 A** DG-BLU 5
- ※ Maximum power input P1:
  - **1.0 kW** DG-BLU 3
  - **1.5 kW** DG-BLU 5
- ※ Protection rating: **IP X4**
- ※ Set point from the factory: **3 bar**
- ※ 1.5 metres cable with Schuko plug

### APPLICATION LIMITS

- Manometric suction head up to **8 m**
- Liquid temperature between **0 °C** and **+40 °C**
- Ambient temperature between **0 °C** and **+40 °C**
- Max. port pressure **4 bar**
- Max pressure **10 bar**
- Continuous running duty **S1**

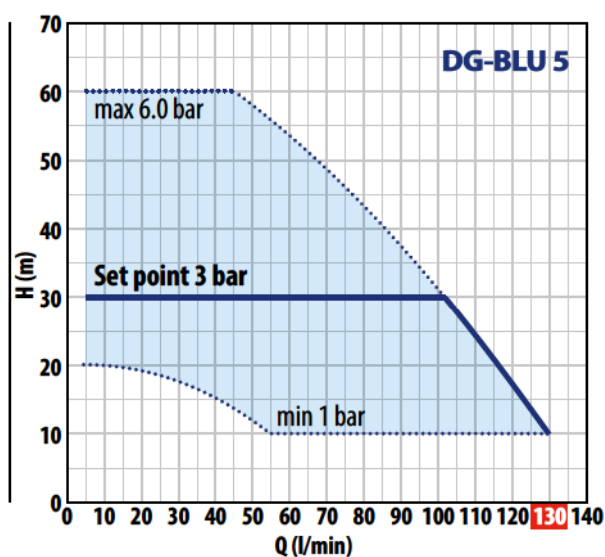
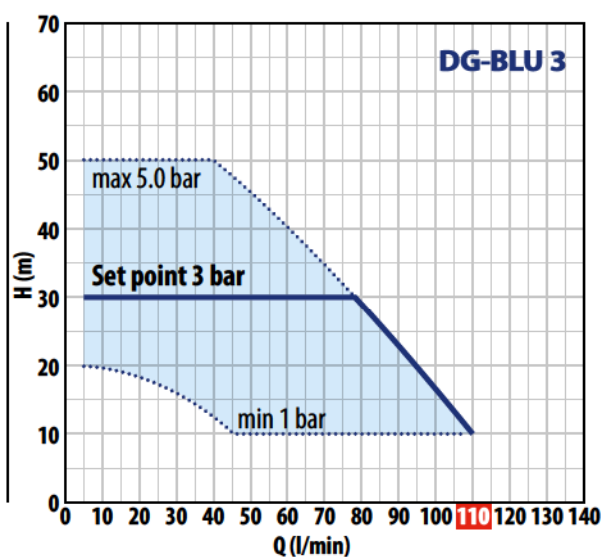
### PATENTS - TRADE MARKS - MODELS

- Registered community model No. 015048622-0001

### CERTIFICATIONS IN PROGRESS



## PERFORMANCE CURVES

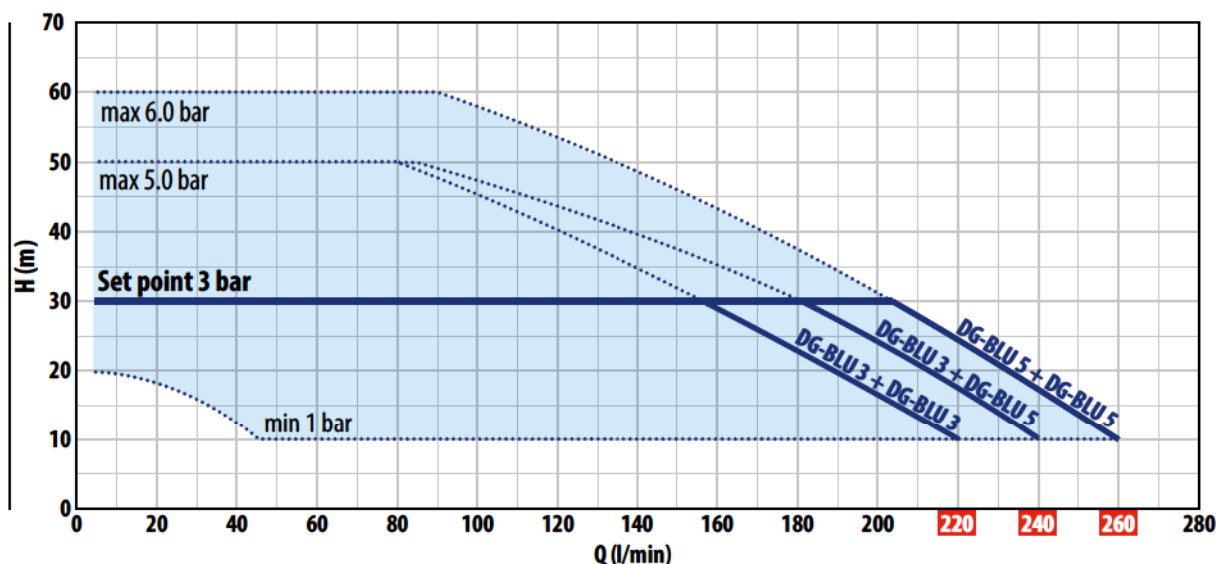


TYPE	POWER			PERFORMANCE		PERFORMANCE (ADJUSTABLE SET POINT)					
	P <sub>2</sub>		▲	Q	H	Set Point Min		Set Point Calibration Std		Set Point Max	
Single-phase	kW	HP		l/min	metres	bar	l/min	bar	l/min	bar	l/min
DG-BLU 3	0.75	1	IE3	5 – 110	50 – 10	1.0	45 – 110	3.0	5 – 79	5.0	5 – 40
DG-BLU 5	1.1	1.5		5 – 130	60 – 10	1.0	55 – 130	3.0	5 – 102	6.0	5 – 45

Q = Flow rate H = Total manometric head

▲ Efficiency three-phase motor (IEC 60034-30-1)

## PERFORMANCE CURVES FOR A GROUP OF TWO DG-BLU UNITS



TYPE	POWER			PERFORMANCE		PERFORMANCE (ADJUSTABLE SET POINT)					
	P <sub>2</sub>		▲	Q	H	Set Point Min		Set Point Calibration Std		Set Point Max	
Single-phase	kW	HP		l/min	metres	bar	l/min	bar	l/min	bar	l/min
DUAL DG-BLU 3+3	0.75+0.75	1+1	IE3	5 – 220	50 – 10	1.0	45 – 220	3.0	5 – 158	5.0	5 – 80
DUAL DG-BLU 3+5	0.75+1.1	1+1.5		5 – 240	50 – 10	1.0	45 – 240	3.0	5 – 181	5.0	5 – 85
DUAL DG-BLU 5+5	1.1+1.1	1.5+1.5		5 – 260	60 – 10	1.0	55 – 260	3.0	5 – 204	6.0	5 – 90

Q = Flow rate H = Total manometric head

▲ Three-phase motor efficiency (IEC 60034-30-1)

Performance curves comply with EN ISO 9906 Grade 3B tolerance limits.

# DG-BLU

## KEY FEATURES



### ALL IN ONE

- Self-priming multistage pump
- Frequency inverter
- Expansion tank
- Check valve
- Pressure and flow sensor



### QUIET



### COMPACT



### CONSTANT PRESSURE



### EASY TO USE



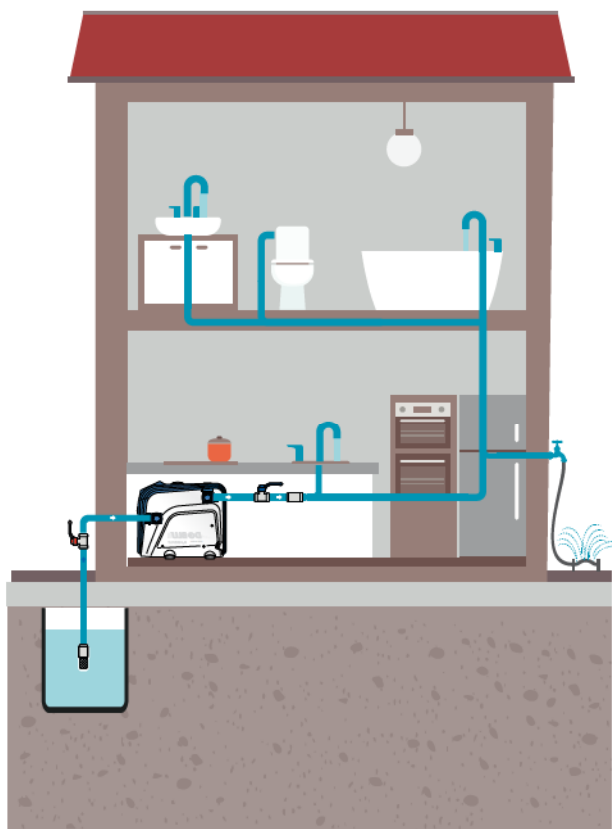
### INSTALLABLE ANYWHERE

Thanks to its compactness, quiet operation, and 360° adjustable connections, DG-BLU can be installed anywhere

## TYPICAL INSTALLATION

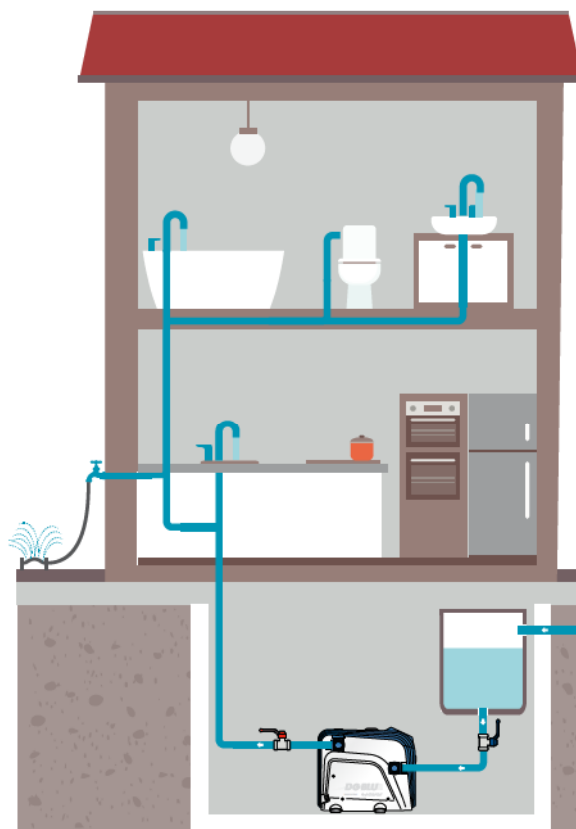
### ABOVE GROUND

(drawing from a shallow tank or well)

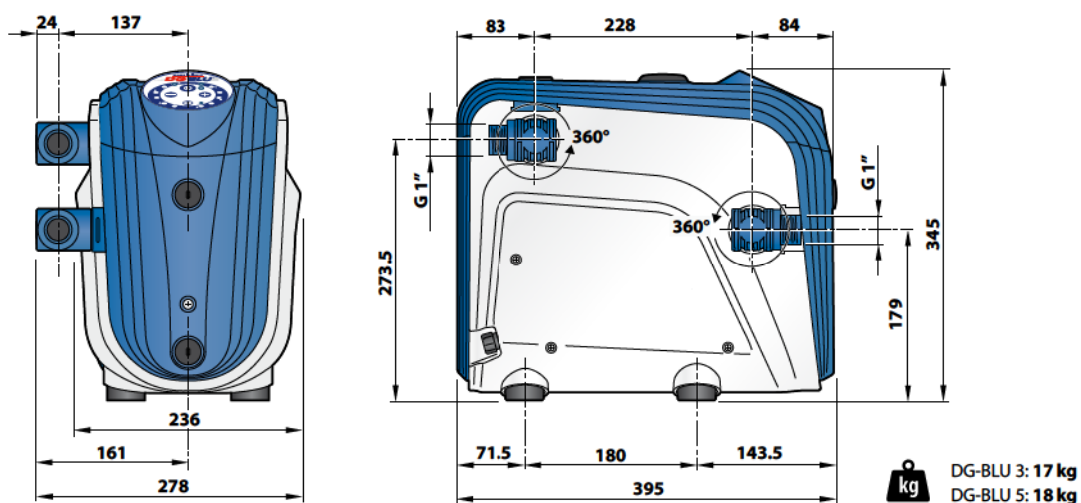


### BELOW GROUND

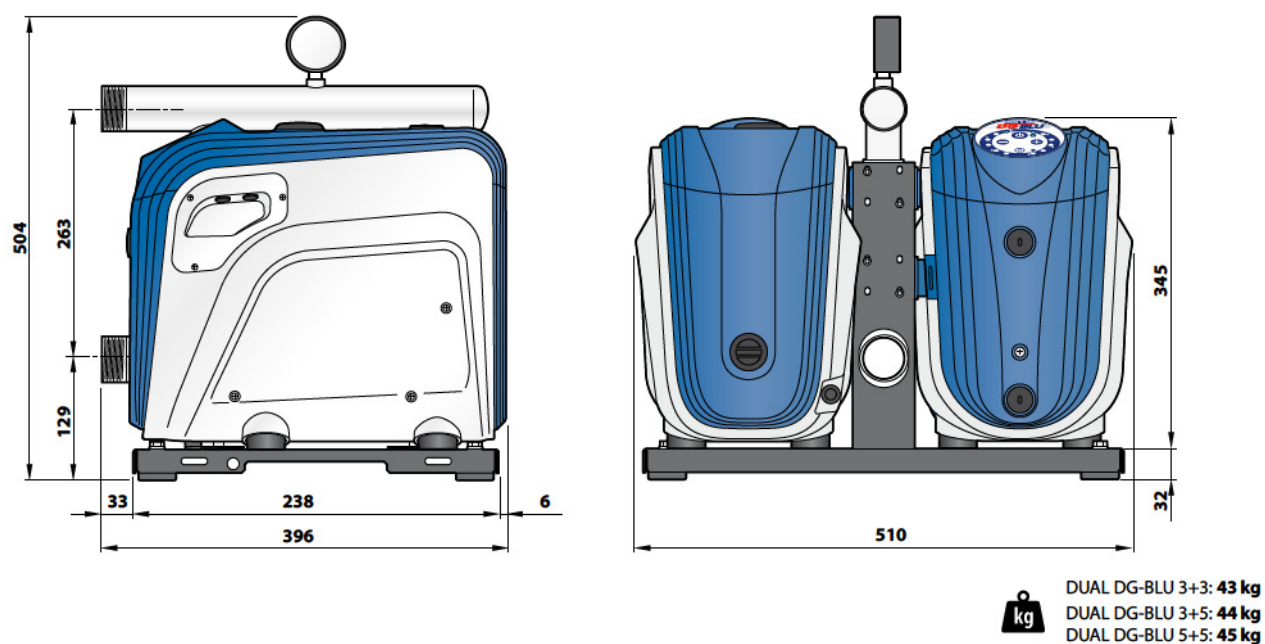
(tank or aqueduct)



## DIMENSIONS AND WEIGHTS (mm)



## DUAL DG-BLU DIMENSIONS AND WEIGHTS (mm)



## OPTIONAL ACCESSORIES



Connection kit for two DG-BLU units



Electronic expansion board



Kit for wall installation of a single DG-BLU



Wall installation kit of a two-unit group